

## Features

- 0603 size
- Available in E12 Series
- High frequency
- Nickel barrier

## Applications

- Mobile phones
- Cellular phones
- CTV, VCR, HIC, FDD
- Automotive electronics

# CI160808 Series - Multi-Layer Chip Inductors

### Electrical Specifications

Bourns Part No.	Inductance		Q	Test Freq.	SRF MHz		DCR	I rms
	nH	Tol. %	min.	L,Q MHz	min.	typ.	ohm max.	mA max.
CI160808-1N0D	1.0	±0.3 nH	8	100	4000	13000	0.10	300
CI160808-1N2D	1.2	±0.3 nH	8	100	4000	13000	0.10	300
CI160808-1N5D	1.5	±0.3 nH	8	100	4000	10000	0.10	300
CI160808-1N8D	1.8	±0.3 nH	8	100	3800	10000	0.12	300
CI160808-2N2D	2.2	±0.3 nH	8	100	3600	10000	0.16	300
CI160808-2N7D	2.7	±0.3 nH	8	100	3400	8000	0.20	300
CI160808-3N3D	3.3	±0.3 nH	10	100	3200	6000	0.22	300
CI160808-3N9D	3.9	±0.3 nH	10	100	3000	6000	0.25	300
CI160808-4N7D	4.7	±0.3 nH	10	100	2800	5000	0.28	300
CI160808-5N6D	5.6	±0.3 nH	10	100	2700	5000	0.29	300
CI160808-6N8J	6.8	±5	10	100	2600	4000	0.30	300
CI160808-8N2J	8.2	±5	10	100	2200	4000	0.33	300
CI160808-10NJ	10	±5	10	100	1800	3000	0.35	300
CI160808-12NJ	12	±5	10	100	1650	2700	0.40	300
CI160808-15NJ	15	±5	10	100	1350	2400	0.45	300
CI160808-18NJ	18	±5	10	100	1350	2050	0.50	300
CI160808-22NJ	22	±5	10	100	1100	1850	0.55	300
CI160808-27NJ	27	±5	10	100	1100	1750	0.60	300
CI160808-33NJ	33	±5	10	100	1000	1500	0.65	300
CI160808-39NJ	39	±5	10	100	900	1350	0.70	300
CI160808-47NJ	47	±5	10	100	800	1200	0.90	300
CI160808-56NJ	56	±5	10	100	750	1150	1.00	300
CI160808-68NJ	68	±5	10	100	700	1000	1.20	300
CI160808-82NJ	82	±5	10	100	600	900	1.50	300
CI160808-R10J	100	±5	10	100	500	850	1.70	300
CI160808-R12J	120	±5	8	50	500	850	2.00	250
CI160808-R15J	150	±5	8	50	500	680	2.40	200
CI160808-R18J	180	±5	8	50	400	500	2.70	200
CI160808-R22J	220	±5	8	50	350	500	2.80	200

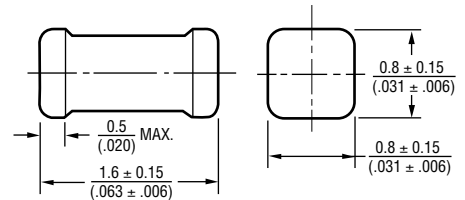
### General Specifications

Temperature Rise  
 .....20 °C max. at rated current  
 Operating Temperature ..-55 °C to +125 °C  
 Storage Temperature...-55 °C to +125 °C  
 Reflow Soldering ...230 °C, 50 sec. max.  
 Resistance to Soldering Heat  
 .....260 °C, 10 seconds

### Materials

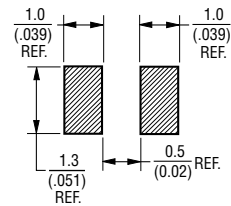
Base Material .....Ceramic  
 Terminal.....Ag/Ni/Sn  
 Packaging.....4,000 pcs. per reel

### Product Dimensions

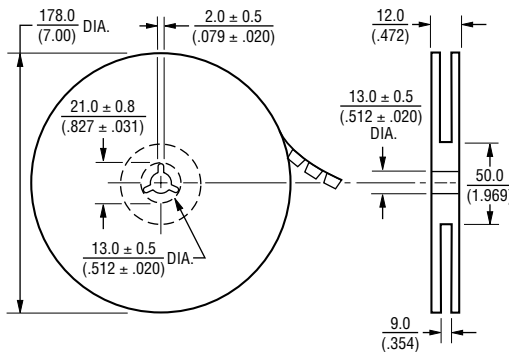


DIMENSIONS:  $\frac{\text{MM}}{\text{(INCHES)}}$

### Recommended Layout



### Packaging Specifications



\*RoHS Directive 2002/95/EC Jan 27, 2003 including Annex..

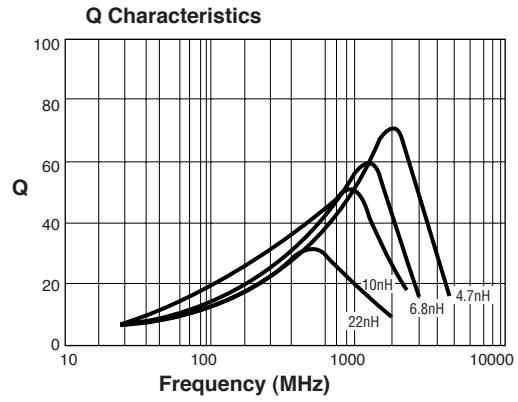
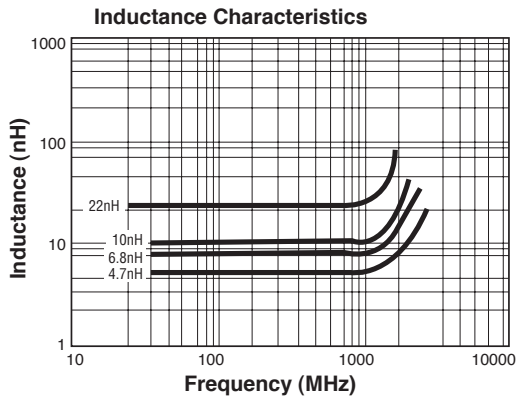
Specifications are subject to change without notice.

Customers should verify actual device performance in their specific applications.

# CI160808 Series - Multi-Layer Chip Inductors

**BOURNS®**

## Electrical Specifications



REV. 05/11

Specifications are subject to change without notice.

Customers should verify actual device performance in their specific applications.

# Mouser Electronics

Authorized Distributor

Click to View Pricing, Inventory, Delivery & Lifecycle Information:

## Bourns:

[CI160808-4N7D](#) [CI160808-6N8J](#) [CI160808-22NJ](#) [CI160808-3N9D](#) [CI160808-1N5D](#) [CI160808-R12J](#) [CI160808-10NJ](#) [CI160808-68NJ](#) [CI160808-1N0D](#) [CI160808-15NJ](#) [CI160808-LAB1](#) [CI160808-33NJ](#) [CI160808-56NJ](#) [CI160808-2N2D](#) [CI160808-27NJ](#) [CI160808-82NJ](#) [CI160808-1N8D](#) [CI160808-R22J](#) [CI160808-47NJ](#) [CI160808-3N3D](#) [CI160808-R15J](#) [CI160808-12NJ](#) [CI160808-R10J](#) [CI160808-5N6D](#) [CI160808-R27J](#) [CI160808-1N2D](#) [CI160808-18NJ](#) [CI160808-8N2J](#) [CI160808-39NJ](#) [CI160808-R18J](#) [CI160808-2N7D](#)